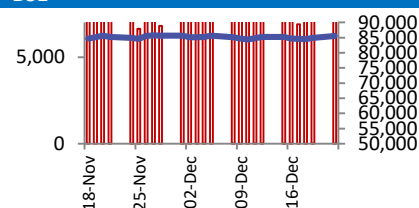
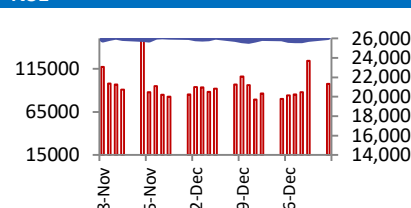


BSE



Open	85533
High	85738
Low	85342
Close	85409
Change	-116
Volume (Lacs)	8328
Turnover (Rs.inCr)	9529

NSE



Open	26171
High	26236
Low	26123
Close	26142
Change	-35
Volume(Lacs)	43037
Turnover(Rs.in Cr)	86241

World Markets	Current	Previous	Pt. Chg	Var(%)
Dow	48731	48442	289	0.60%
Dow Futures	49010	49029	(19)	-0.04%
Nasdaq	23613	23562	51	0.22%
FTSE	9871	9871	Closed	Closed
Nikkei	50917	50408	509	1.01%
Hang Seng	25819	25819	Closed	Closed
Gift Nifty	26111	26131	(21)	-0.08%
Straits Singapore	4638	4636	2	0.04%
South Korea	4140	4109	31	0.76%
Taiwan	28481	28372	109	0.38%
Shanghai	3975	3960	15	0.39%

Commodity Prices	Current	Previous	Pt. Chg	Var(%)
Copper (\$/MT)	12163	12061	102	0.8%
Alumin (\$/MT)	2961	2939	22	0.7%
Zinc (\$/MT)	3091	3094	(3)	-0.1%
Brent Crude (\$/bbl)	62	62	0	0.3%
Gold (\$/Ounce)	4507	4479	28	0.6%
Silver (\$/Ounce)	75	72	3	4.0%
Light Crude (\$/bbl)	59	58	0	0.3%
N G (\$/mmbtu)	4	4	0	1.7%
Sugar (\$/MT)	435	432	3	0.8%
Rubber (Rs./kg)	184	183	1	0.3%
Baltic Dry Index	1877	1889	(12)	-0.6%

Currency Exchange Rate	Current	Previous	Var(%)
Rs./ \$ rate	89.78	89.66	0.14%
Rs./ Euro	105.94	105.75	0.18%
Rs./Chinese Yuan	12.81	12.80	0.11%
Yen / \$ rate	156.21	155.83	0.24%
\$ US/Euro	1.18	1.18	0.08%

Dollar Index	Current	Previous	Var(%)
Dollar Index	97.91	97.98	-0.07%

Support/ Resistance Levels for Today		
	Nifty	Bank Nifty Fut
Support 1	26070	58970
Support 2	25940	58740
Resistance	26240	59500

Securities in Ban For Trade
SAMMAANCAP

Market Review

US: The stock market ended on a high note Wednesday, with the shortened trading session setting up a potential Santa Claus rally.

Asia: Asia-Pacific markets opened higher Friday, with several exchanges in the region closed for the Boxing Day holiday.

India: Domestic markets traded flat after recording moderate gains in the early session on Wednesday as investors stayed cautious ahead of the Christmas holiday, with persistent FPIs selling and profit booking offsetting supportive global cues.

Market is expected to open on a negative note and likely to witness negative move during the day.

Global economy:

U.S. Treasury yields declined on Wednesday as investors positioned for a shortened trading day ahead of the holidays. The 10-year Treasury yield — the benchmark for U.S. government borrowing — was more than 3 basis points lower at 4.134%. The yield on the 2-year Treasury note fell more than 1 basis point to 3.51%. The 30-year bond yield slipped more than 3 basis points to 4.794%. One basis point equals 0.01%, or 1/100th of 1%, and yields and prices move inversely to one another.

Tokyo's inflation eased more than expected, as pressure from food and energy diminished compared to previous months. However, it is being said that this is unlikely to deter the Bank of Japan from further rate hikes. The CPI slowed sharply from 2.8% in the previous month, according to the Ministry of Internal Affairs and Communications on Friday.

Japanese Prime Minister Sanae Takaichi's cabinet on Friday approved a record **\$785 billion budget** for the next fiscal year, aiming to strike a balance between her proactive fiscal policy and debt blowout concerns by limiting new bond issuance.

Commodities: Oil prices climbed on Friday after the U.S. ordered increased economic pressure on Venezuelan oil shipments and carried out airstrikes against Islamic State militants in northwest Nigeria at the request of Nigeria's government.

Gold prices surged to a record high in early Asian trading on Friday, buoyed by safe-haven demand and rising expectations of further interest rate cuts by the U.S. Federal Reserve.

Currency: The Indian rupee is expected to open nearly flat on Friday, tracking muted moves in regional currencies, with traders expecting the currency to remain rangebound around the 90 handle heading into year-end.

FII Derivative Transactions (Rs. Cr)

Contracts	Purchase		Sell		Net	Open Interest (OI)		OI (Previous day)		Change	
	Contract	Value	Contract	Value	Value	Contract	Value	Contract	Value	Contract	Value
Index Future	18763	3633	14056	2601	1032	171773	33026	179620	34799	(7847)	(1773)
Index Option	4194297	821910	4199423	823517	(1607)	2107604	405565	1775847	343200	331757	62365
Stock Future	1907628	129750	1897234	128871	879	6060057	413677	6059775	413771	282	(94)
Stock Option	723471	51244	706785	50337	907	582622	40439	613680	42711	(31058)	(2272)
Total	6844159	1006537	6817498	1005326	1211	8922056	892707	8628922	834481	293134	58226

FII All Activity-BBG (Rs Cr)	Buy	Sell	Net
17-Dec-25	13592	11934	1658
18-Dec-25	14176	11352	2824
19-Dec-25	28276	26109	2167
22-Dec-25	10901	10713	188
23-Dec-25	7461	8809	(1348)
Month to date- Dec	224702	234390	(9688)
FII (Prov.) (Rs Cr)	Buy	Sell	Net
18-Dec-25	11442	10847	596
19-Dec-25	27448	25617	1831
22-Dec-25	10714	11171	(457)
23-Dec-25	7035	8830	(1795)
24-Dec-25	5071	6793	(1721)
Month to date-Dec	208211	232042	(23831)
DII (Prov.) (Rs. Cr)	Buy	Sell	Net
18-Dec-25	12376	9675	2700
19-Dec-25	23098	17375	5723
22-Dec-25	15296	11238	4058
23-Dec-25	11906	8094	3812
24-Dec-25	11850	9469	2381
Month to date-Dec	267476	205192	62284
FII Debt - BBG (Rs. Cr)	Buy	Sell	Net
17-Dec-25	1647	1966	(319)
18-Dec-25	1243	2427	(1184)
19-Dec-25	1807	1377	430
22-Dec-25	2417	3974	(1557)
23-Dec-25	1745	3743	(1998)
Month to date- Dec	34247	47535	(13288)

Market Breadth	BSE		NSE	
	No.	%	No.	%
Advance	1798	41%	1416	41%
Decline	2394	55%	1889	55%
Unchanged	145	3%	115	3%

Market Turnover	24-Dec	23-Dec	Var (%)
BSE Cash	9529	9275	3%
NSE Cash	86241	89156	-3%
NSE Futures	288371	179758	60%
NSE Options	10115884	50065667	-80%
Total (Rs.Cr)	10500025	50343856	-79%

Volatility Index	24-Dec	23-Dec
Volatility Index	9.19	9.38

Index PE - TTM	24-Dec	Yr. High	Yr. Low
Sensex	23.6	24.1	20.3
Nifty	22.8	23.0	19.6

Corporate News

Ola Electric Received government approval for a Rs 367 Cr incentive payout under the Production-Linked Incentive (PLI) scheme for automobiles and auto components. The claim pertains to sales value in fiscal 2025. (NDTV)

KNR Constructions Executed an agreement to sell a 100% stake in four SPVs to Indus Infra Trust for Rs 1,543 Cr. The company will invest Rs 567 Cr (equity and sub-debt) in the SPVs and receive Rs 1,543 Cr in total consideration. (NDTV)

Saatvik Green Energy Received an order worth Rs 16.7 Cr from MSEDCCL for 1,000 solar photovoltaic water pumps. Total order book now stands at 1,815 pumps, valued at approximately Rs 30.24 crore. (NDTV)

GoodLuck India Acquired land in Ghaziabad, Uttar Pradesh, for Rs 52 Cr. The agreement includes construction and post-construction furniture and fittings. (NDTV)

Economy

India has asked developed countries at the World Trade Organization to put in place measures to transfer relevant and advanced, especially environmentally sound, technologies so as to improve trade flows from the developing and least-developed countries. (ET)

India has signed more than 18 free trade agreements (FTAs) to date, but the Global Trade Research Initiative (GTRI) has urged the country to pivot from signing new deals to ensuring existing agreements deliver tangible export gains, particularly in electronics, engineering and textiles. (ET)

International

Nvidia has agreed to license chip technology from startup Groq and hire away its CEO, a veteran of Alphabet's Google, Groq said in a blog post on Wednesday. The deal follows a familiar pattern in recent years where the world's biggest technology firms pay large sums in deals with promising startups to take their technology and talent but stop short of formally acquiring the target. (Inv)

Hyundai Motor is recalling 51,587 vehicles in the U.S. because a short circuit in non-functioning trailer lights, caused by incorrect installation of the wiring harness, could increase the risk of fire. As a remedy, owners are advised to park outside and away from structures until the recall repair is complete. Dealers will replace the trailer wiring harness, free of charge, NHTSA added. (Inv)

Top 5 Nifty Gainers	24-Dec	23-Dec	Var(%)
TRENT	4290	4189	2.4%
SHRIRAMFIN	974	958	1.7%
APOLLOHOSP	7172	7074	1.4%
BAJAJ-AUTO	9170	9099	0.8%
ULTRACEMCO	11764	11678	0.7%
Top 5 Nifty Losers	24-Dec	23-Dec	Var(%)
INDIGO	5082	5157	-1.5%
DRREDDY	1266	1284	-1.4%
WIPRO	268	271	-1.2%
ADANIENT	2223	2249	-1.2%
HDFCLIFE	755	764	-1.1%

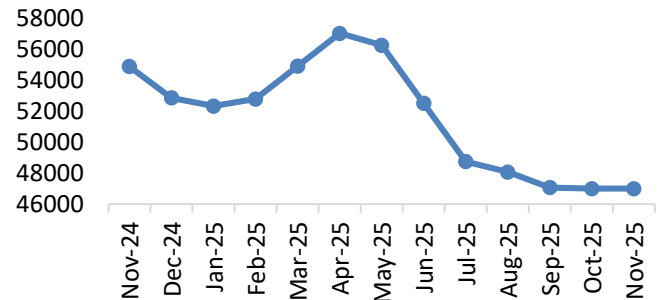
BSE Index Watch	Last	1 day	1 wk	1 mth	1 yr
SENSEX	85409	-0.1%	1.0%	-0.2%	8.8%
MIDCAP	46805	-0.4%	1.9%	-0.9%	0.9%
SMLCAP	51494	-0.1%	2.3%	-1.6%	-6.2%
AUTO	61947	0.0%	1.4%	0.6%	19.7%
BANKEX	66148	-0.1%	0.3%	-1.0%	13.7%
Capital Goods	67504	-0.2%	2.3%	-3.1%	-1.6%
FMCG	20225	-0.4%	0.9%	-0.7%	-1.6%
Health Care	44030	-0.3%	1.1%	-1.7%	-0.6%
IT	37757	-0.4%	2.4%	4.1%	-13.2%
METAL	35492	0.0%	2.1%	4.2%	20.1%
Oil & Gas	27956	-0.8%	0.0%	-2.7%	7.1%
Power	6505	-0.2%	1.0%	-2.4%	-7.7%
Realty	6863	0.1%	1.9%	-3.1%	-18.2%

Margin Trading Disclosure (Rs. In Cr)	Last	1 day	1 wk	1 mth	3 mth
Op. Scripwise Outstanding	110880	0%	0%	-1%	14%
Fresh Exposure	3646	3%	25%	11%	-47%
Exposure liquidated	3080	-19%	56%	23%	-50%
Closing Net scripwise outstanding	111446	1%	-1%	-2%	13%

NSE USD Futures	24-Dec	23-Dec	Var (%)
Dec Expiry (Rs./\$)	89.13	89.13	0.0%
Jan Expiry (Rs./\$)	89.78	89.65	0.1%
Total Turnover (Rs. Crore)	3743	4114	-9%

Sectors	TTM PE
Auto	32.31
Auto Ancillary	43.15
Banking	14.9
Engineering	36.95
Cement	64.04
Diamonds & Jewellery	41.8
Housing Finance	23.58
Infrastructure & Const	28.29
Metals-Aluminium	27.23
Metal – Steel	17.41
Oil Expl.	9.08
Pharma	10.78
Power – Gen. Supp.	39.79
Information Tech.	28.97
Sugar	17.41
Telecom Serv. Prov.	39.26
Tyres	35.29

Rebar Price(Rs./MT) (Source:NBRR)



10 year G-Sec Yield	Current	Previous	Change
US	4.14%	4.13%	1 bps
Japan	2.04%	2.05%	(1) bps
India	6.54%	6.63%	(9) bps
UK	4.51%	4.51%	0 bps
Libor 3 Mths	4.85%	4.85%	(0) bps

Indian Eco Data	Current	Previous	Var(%)
Forex Reserve (US\$ in bn)	602	689	-12.6%
Inflation - WPI	-0.32%	-1.21%	89 bps
Inflation - CPI	0.71%	0.25%	46 bps

India GDP	Q3FY25	Q2FY25	Var (%)
Growth	8.23%	7.81%	42 bps

Monetary Policy	Current	Previous	Change
Repo Rate	5.25%	5.50%	(25) bps
Reverse Repo Rate	3.35%	3.35%	0 bps
CRR	3.00%	3.75%	(75) bps
O/S Banking System Liquidity (Rs bn)	-761	-727	(33.8)

IIP Growth %	Oct-25	Oct-24	Apr-Oct
IIP	0.4	3.7	3.4
Capital Goods	2.4	2.9	4.8
Mining	1.8	4.4	4.3
Manufacturing	-6.9	2.0	1.0
Electricity	-1.8	0.9	-0.7

ADR Price Movement

Company	Price (US\$)	Volume	Previous Day Price	Volume	Variance (%)	No. of Share Per ADR	ADR Price (Rs.)	BSE Price	Variance (%)
Infosys Tech	18.67	13262530	18.57	13292134	0.54%	1	1676.24	1663.40	0.8%
Wipro	2.91	4195536	2.97	4933930	-2.02%	1	261.27	268.06	-2.5%
Dr.Reddy's	14.09	365704	14.23	1000892	-0.98%	1	1265.04	1265.80	-0.1%
ICICI Bank	30.03	2445965	30.15	4885115	-0.40%	2	1348.08	1359.80	-0.9%
HDFC Bank	36.40	1536814	36.28	2471791	0.33%	3	1089.36	997.20	9.2%

GDR's (US\$)

	Prices	Prev. Close	Change	Var %
L&T	44.85	45.10	(0.3)	-0.6%
RIL	69.50	70.30	(0.8)	-1.1%
SBI	108.40	109.20	(0.8)	-0.7%

US Economy Data	Current	Previous
Inflation (%) (YoY)	2.70%	3.00%
Unemployment (%)	4.60%	4.40%

Interest Rate (%)	Current	Previous
Fed Rate	3.75%	4.00%

US GDP	Q2CY25	Q1CY25
Growth (QoQ Annualized)	4.30%	3.80%

China Economy Data	Current	Previous
GDP	4.80%	5.20%
Inflation – CPI (%)	0.70%	0.20%

Economic Calendar

	Date
Indian GDP Data	27 Feb
Indian Inflation Data CPI	12 Jan
Indian Inflation Data WPI	14 Jan
Indian Monetary Policy	27 Feb
India's Industrial Production (IIP)	28 Dec
US Inflation Data	13 Jan
US GDP	22 Jan
US Unemployment Data	09 Jan
US Fed Rate	29 Jan
China GDP	To be Announced
China Inflation Data	To be Announced

Event Update

Name	Date	Purpose
Nuvama Wealth Management Ltd.	26-Dec-2025	Stock Split from Rs.10/- to Rs.2/-
A-1 Ltd.	31-Dec-2025	Bonus issue
Antariksh Industries Ltd.	09-Jan-2026	Bonus issue
SKM Egg Products Export (India) Ltd.	12-Jan-2026	Stock Split from Rs.10/- to Rs. 5/-
Ajmera Realty & Infra India Ltd.	15-Jan-2026	Stock Split from Rs.10/- to Rs.2/-

Bulk Deal As On 24/12/25

BSE					
Security Code	Security Name	Client Name	Deal	Quantity	Price
543231	ADL	ORION STOCKS LTD	B	35885	80.83
544628	ASTRONMULT	NEO APEX SHARE BROKING SERVICES LLP	B	76000	22.19
544628	ASTRONMULT	SONALI RAJEEV MAHESHWARI	S	86000	23.09
544628	ASTRONMULT	SONALI RAJEEV MAHESHWARI	B	86000	22.98
530187	ATHARVENT	PRAGATI GLOBAL FINANCE LIMITED	S	125000	3.2
539946	BAZELINTER	DURGESH MERCHANTS LIMITED	S	13572	65.87
538734	CEINSYSTECH	BIGCORP FINANCE CAPITAL PRIVATE LIMITED	S	242821	1065.8
538734	CEINSYSTECH	BIGCORP FINANCE CAPITAL PRIVATE LIMITED	S	242821	1065.8
538734	CEINSYSTECH	RAGHAV MANISH NUWAL	B	242821	1065.8
538734	CEINSYSTECH	RAGHAV MANISH NUWAL	B	242821	1065.8
512301	CHMBBRW	NEO APEX SHARE BROKING SERVICES LLP	S	39196	23.5
531909	CROISSANCE	HEMANT BAHRI	S	500000	4.08
531909	CROISSANCE	NIRAJ RAJNIKANT SHAH	B	700000	4.08
539559	DDIL	BHAVISHYA ECOMMERCE PRIVATE LIMITED	S	3827840	6.51
539559	DDIL	BHAVISHYA ECOMMERCE PRIVATE LIMITED	B	1053080	6.72
539559	DDIL	NEO APEX VENTURE LLP	B	1500000	6.46
512441	ENBETRD	SARITA	S	3155000	0.46
508980	FRONTCAP	KRISHNA NAMANKUMAR TRAPSA	S	87181	5.71
543520	GLHRL	MAHESH JAIN	B	250000	21.8
543520	GLHRL	SUCHETA DHRUVKUMAR JANI	S	207000	22.04
513528	GLITTEKG	ASHOKE AGARWAL	S	160000	11.18
544665	GLOBALLOG	ISHAAN TRADEFIN LLP	B	81600	79.26
544665	GLOBALLOG	MANSI SHARE AND STOCK BROKING PRIVATE LIMITED	B	80000	79.2
544665	GLOBALLOG	MARWADI SHARES AND FINANCE LIMITED	B	998400	79.2
544665	GLOBALLOG	NECTA BLOOM VCC - NECTA BLOOM ONE	S	185600	79.2
544665	GLOBALLOG	RAJASTHAN GLOBAL SECURITIES PRIVATE LIMITED	S	544000	79.2
524238	GUJINJEC	BHUPENDRA J RATHOD (HUF)	S	75000	33.2
514312	JAIHINDS	KRITIKA PRASAD	B	50000	40.1
514312	JAIHINDS	PRASHAM KUMAR DOSHI	S	53541	40.5
524322	KABRADG	KRUTI SEVANTI DOSHI	S	126000	30.19
539659	KAMATS	GREEN PORTFOLIO PRIVATE LIMITED - SUPER 30 DYNAMIC FUND	S	136959	54.9
539659	KAMATS	THE GOLDEN BIRD INVESTMENT TRUST - I	B	170000	54.9
532397	KONNDOR	MILAP TOBACCO PRIVATE LIMITED	B	40000	19.95
544641	KVTOYS	ROYAL ALPHA OPPORTUNITY FUND	B	46800	334.52
534422	LOOKS	MAXGAINZ FINSERVE PRIVATE LIMITED	S	150000	6.15
537800	MANGIND	SHARE INDIA SECURITIES LIMITED	S	7402645	1
537800	MANGIND	SHARE INDIA SECURITIES LIMITED	B	7992684	0.99
539938	MIL	KRIPABEN SANJAYBHAI SHAH	S	100000	31
539938	MIL	MANISH KUMAR HUF	B	51000	30
539938	MIL	RAHIL SANJAYBHAI SHAH	S	100000	30.44
539938	MIL	SAMIR DILIPKUMAR SHAH	B	197285	30.75
539938	MIL	SANJAYKUMAR JASHVANTLAL SHAH	S	100000	30
539938	MIL	SHAH RUTVEE RUTWA	S	100000	30
541337	MILEFUR	SHARE INDIA SECURITIES LIMITED	B	69000	28.68
531512	ORIENTTR	NIRAJ RAJNIKANT SHAH	S	100000	21.02
531512	ORIENTTR	PICADALLY TRADE & HOLDINGS PRIVATE LIMITED	B	100000	21.02
523483	PACIFICI	SHANTA BAI SIROYA	S	213000	166.75
523483	PACIFICI	V & D INVESTMENT PRIVATE LIMITED	B	213200	166.75
531280	PANKAJPO	ANISHA FINCAP CONSULTANTS LLP	B	52402	34.12
531280	PANKAJPO	RAMAKANT GAGGAR	S	50000	34.12
543798	PATRON	NANDITA PRADIP PALSHETKAR	S	160000	2.92
512591	PULSRIN	AJAY PRATAP SINGH	S	415816	1.4
512591	PULSRIN	AJAY PRATAP SINGH	B	415816	1.37
530053	REALECO	ACHINTYA SECURITIES PVT. LTD.	B	763894	4.85

530053	REALECO	AMIT AGARWAL HUF	B	636082	4.83
530053	REALECO	DJ INFRA SPACE LLP	B	500335	4.85
530053	REALECO	GOODNESS CONSULTANCY LLP	S	1000000	4.85
511577	SAVFI	MANJULA VINOD KOTHARI	S	22825	15.95
544319	SENORES	RAVI PAWANKUMAR SANGHVI	S	292500	792.19
544319	SENORES	YASHKUMAR SHANTILAL SANGHVI	S	276270	792
505515	SHYMINV	KINJAL DINESHCHANDRA SHAH	B	90200	11.92
505515	SHYMINV	NATIONAL STOCK EXCHANGE OF INDIA LIMITED	S	109934	12.36
505515	SHYMINV	VENKAYAMMA PALADUGU	B	100000	11.94
506687	TRANSPEK	ASHWIN CHAMPRAJ SHROFF	B	307225	1277
506687	TRANSPEK	ASHWIN CHAMPRAJ SHROFF	B	307225	1277
506687	TRANSPEK	SHRUTI ATUL SHROFF	S	307225	1277
506687	TRANSPEK	SHRUTI ATUL SHROFF	S	307225	1277
539798	UMIYA	DIVYA KANDA	B	51000	24.51
539798	UMIYA	MOHMEDSOEB MUSABHAI JETHWA	S	53733	24.51
539798	UMIYA	SURENDRASINH PRAVINSINH VAGHELA	S	144828	24.55
539798	UMIYA	WINSPIRE PROJECT CONSULTANTS PRIVATE LIMITED	B	163681	24.55
531676	VAGHANI	MULTIPLIER SHARE & STOCK ADVISORS PRIVATE LIMITED	S	33000	169.47
507880	VIPIND	ALCON FINANCE & INVESTMENTS LIMITED	S	2797175	388
507880	VIPIND	DGP SECURITIES LIMITED	S	14105946	388
507880	VIPIND	KEMP AND CO LTD	S	3343280	388
507880	VIPIND	KIDDY PLAST LIMITED	S	2226362	388
507880	VIPIND	MULTIPLES PRIVATE EQUITY FUND IV	B	12617212	388
507880	VIPIND	MULTIPLES PRIVATE EQUITY GIFT FUND IV	B	13914505	388
507880	VIPIND	PIRAMAL VIBHUTI INVESTMENTS LIMITED	S	14559843	388.01
507880	VIPIND	SAMVIBHAG SECURITIES PRIVATE LIMITED	B	9765737	388
531396	WOMENNET	NATIONAL STOCK EXCHANGE OF INDIA LIMITED	S	44714	8.16

NSE

Security Code	Security Name	Client Name	Deal	Quantity	Price
AAREYDRUGS	Aarey Drugs & Pharm Ltd	SURAJ TRADELINKS PRIVATE LIMITED	SELL	185000	72.48
ANNAPURNA	Annapurna Swadisht Ltd	MONET SECURITIES PRIVATE LTD	SELL	396500	220.19
AURIGROW	Auri Grow India Limited	POOJA PRAGNESH DAVE	SELL	10500000	0.94
AURIGROW	Auri Grow India Limited	TATAD NAYAN GAUTAMBHAI	BUY	7400000	1
CAPINVIT	Capital Infra Trust	AMBIT WEALTH PRIVATE LIMITED	BUY	3457814	72.6
CAPINVIT	Capital Infra Trust	AMBIT WEALTH PRIVATE LIMITED	BUY	3457814	72.6
CAPINVIT	Capital Infra Trust	DHARMAYUG INVESTMENTS LIMITED	SELL	17289073	72.66
CAPINVIT	Capital Infra Trust	DHARMAYUG INVESTMENTS LIMITED	SELL	3457814	72.6
CAPINVIT	Capital Infra Trust	DHARMAYUG INVESTMENTS LIMITED	SELL	3457814	72.6
CAPINVIT	Capital Infra Trust	LARSEN & TOUBRO LIMITED	BUY	16478220	72.68
EXIMROUTES	Exim Routes Limited	SUDH INVESTMENTS PVT. LTD	BUY	139200	131.7
MPEL	Manas Polymer N Energie	AVIRAT ENTERPRISE	BUY	52800	93.16
MPEL	Manas Polymer N Energie	SUNCITY SHARE BROKER PRIVATE LIMITED	SELL	41600	90.27
PATELENG	Patel Engineering Limited	LEADING LIGHT FUND VCC - THE VINTAGE	SELL	9825409	29.76
PATELENG	Patel Engineering Limited	NEOMILE CORPORATE ADVISORY LIMITED	BUY	7501714	29.75
REFRACTORY	Refractory Shapes Limited	JINENDRA KUMAR JAIN	BUY	111000	57.64
REFRACTORY	Refractory Shapes Limited	NEXT ORBIT VENTURES FUND	SELL	109000	57.6
SENORES	Senores Pharmaceuticals L	ASTORNE CAPITAL VCC ARVEN	SELL	500000	792.12
SHREEJISPG	Shreeji Shipping Global L	MOHAMED IRFAN MOHAMED LATIF SHAIKH	BUY	1000000	344.84
TCIFINANCE	TCIFinanceLtd-Roll Sett	GREEN PEAKS ENTERPRISES LLP	BUY	74100	22.52
TIJARIA	Tijaria Polypipes Ltd	PRADEEPTA KUMAR SETHY	SELL	204922	4.83
ZEEMEDIA	Zee News Limited	AUV INNOVATIONS LLP	BUY	15115614	9.41
ZEEMEDIA	Zee News Limited	MILOEUX MEDIA & ENTERTAINMENT PRIVATE LIMITED	SELL	15000000	9.41

Disclosure:

Research Reports that are published by Nirmal Bang Securities Private Limited (hereinafter referred to as “NBSPL”) are for private circulation only. NBSPL is a registered Research Analyst under SEBI (Research Analyst) Regulations, 2014 having Registration no. INH000001766. NBSPL is also a registered Stock Broker with National Stock Exchange of India Limited, BSE Limited, Metropolitan Stock Exchange of India Limited, Multi Commodity Exchange of India Limited and , National Commodity and Derivative Exchange Limited in Capital Market , Equity and Commodities derivatives segments and Currency Derivatives Segment .

NBSPL has other business divisions with independent research teams separated by Chinese walls, and therefore may, at times, have different or contrary views on stocks and markets.

NBSPL or its associates have not been debarred / suspended by SEBI or any other regulatory authority for accessing / dealing in securities Market since last 20 years. NBSPL, its associates or analyst or his relatives do not hold any financial interest (Except Investment) in the subject company. NBSPL or its associates or Analyst do not have any conflict or material conflict of interest at the time of publication of the research report with the subject company. NBSPL or its associates or Analyst or his relatives may or may not hold beneficial ownership of 1% or more in the subject company at the end of the month immediately preceding the date of publication of this research report.

NBSPL or its associates / analyst has not received any compensation / managed or co-managed public offering of securities of the company covered by Analyst during the past twelve months. NBSPL or its associates have not received any compensation or other benefits from the company covered by Analyst or third party in connection with the research report. Analyst has not served as an officer, director or employee of Subject Company. NBSPL / analyst has not been engaged in market making activity of the subject company.

Analyst Certification: The research analysts and authors of these reports, hereby certify that the views expressed in this research report accurately reflects my/our personal views about the subject securities, issuers, products, sectors or industries. It is also certified that no part of the compensation of the analyst(s) was, is, or will be directly or indirectly related to the inclusion of specific recommendations or views in this research. The analyst(s) principally responsible for the preparation of this research report and has taken reasonable care to achieve and maintain independence and objectivity in making any recommendations.

Disclaimer:

The Research Report is for the personal information of the authorized recipient and does not construe to be any investment, legal or taxation advice. NBSPL is not soliciting any action based upon it. Nothing in the research report shall be construed as a solicitation to buy or sell any security or product, or to engage in or refrain from engaging in any such transaction. In preparing the research report, we did not take into account the investment objectives, financial situation and particular needs of the reader.

The research report has been prepared for the general use of the clients of NBSPL and must not be copied, either in whole or in part, or distributed or redistributed to any other person in any form. If you are not the intended recipient you must not use or disclose the information in the research report in any way. Though disseminated to all the customers simultaneously, not all customers may receive the research report at the same time. NBSPL will not treat recipients as customers by virtue of their receiving the research report. The research report is not directed or intended for distribution to or use by any person or entity resident in a state, country or any jurisdiction, where such distribution, publication, availability or use would be contrary to law, regulation or which would subject NBSPL & its group companies to registration or licensing requirements within such jurisdictions.

The report is based on the information obtained from sources believed to be reliable, but we do not make any representation or warranty that it is accurate, complete or up-to-date and it should not be relied upon as such. We accept no obligation to correct or update the information or opinions in it. NBSPL or any of its affiliates or employees shall not be in any way responsible for any loss or damage that may arise to any person from any inadvertent error in the information contained in the research report. NBSPL or any of its affiliates or employees do not provide, at any time, any express or implied warranty of any kind, regarding any matter pertaining to this report, including without limitation the implied warranties of merchantability, fitness for a particular purpose, and non-infringement. The recipients of the research report should rely on their own investigations.

This information is subject to change without any prior notice. NBSPL reserves its absolute discretion and right to make or refrain from making modifications and alterations to this statement from time to time. Nevertheless, NBSPL is committed to providing independent and transparent recommendations to its clients, and would be happy to provide information in response to specific client queries.

Before making an investment decision on the basis of research report, the reader needs to consider, with or without the assistance of an adviser, whether the advice is appropriate in light of their particular investment needs, objectives and financial circumstances. There are risks involved in securities trading. The price of securities can and does fluctuate, and an individual security may even become valueless. International investors are reminded of the additional risks inherent in international investments, such as currency fluctuations and international stock market or economic conditions, which may adversely affect the value of the investment. Opinions expressed are subject to change without any notice. Neither the company nor the director or the employees of NBSPL accept any liability whatsoever for any direct, indirect, consequential or other loss arising from any use of the research report and/or further communication in relation to the research report. Here it may be noted that neither NBSPL, nor its directors, employees, agents or representatives shall be liable for any damages whether direct or indirect, incidental, special or consequential including lost revenue or lost profit that may arise from or in connection with the use of the information contained in the research report.

Copyright of this document vests exclusively with NBSPL.

Our reports are also available on our website

Registration granted by SEBI and certification from NISM in no way guarantee performance of NBSPL or provide any assurance of returns to investors.

Nirmal Bang Research (Division of Nirmal Bang Securities Pvt. Ltd.)

B-2, 301/302, Marathon Innova,
Opp. Peninsula Corporate Park
Off. Ganpatrao Kadam Marg
Lower Parel(W), Mumbai-400013
Board No. : 91 22 6723 8000/8001
Fax. : 022 6723 8010